

# Key Data

## 11-Year Summary

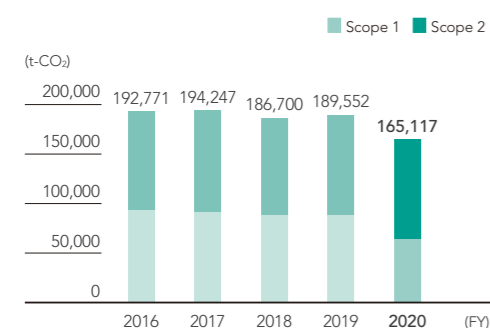
(Millions of yen)

(FY)	2010	2011	2012	2013	2014	2015	2016	2017	2018	2019	2020
<b>Net sales (consolidated)</b>	212,929	221,368	220,653	188,719	194,674	223,301	212,469	211,700	220,153	217,527	198,041
<b>Operating income</b>	28,495	23,911	16,680	8,864	7,517	14,423	12,340	20,578	24,290	18,709	10,226
<b>Profit before income taxes</b>	27,923	20,302	14,802	9,504	(5,523)	(22,049)	(5,841)	14,892	29,317	14,154	12,960
<b>Profit attributable to owners of parent</b>	16,532	12,591	8,281	5,527	(5,327)	(16,600)	(4,968)	10,712	19,966	9,310	6,893
<b>Total assets</b>	339,263	325,653	303,970	293,139	319,667	293,138	275,315	297,365	305,471	297,173	316,249
<b>Net assets</b>	120,820	128,613	134,368	139,268	138,234	111,340	107,587	118,600	129,827	132,492	141,985
<b>Net D/E ratio</b>	0.20	0.12	0.02	0.00	(0.06)	(0.10)	(0.07)	(0.23)	(0.17)	(0.18)	(0.22)
<b>Operating cash flow</b>	21,774	32,507	23,735	11,549	11,580	19,721	12,023	26,712	1,092	18,959	14,712
<b>Investing cash flow</b>	(28,238)	(18,601)	(5,832)	(5,719)	(2,675)	(12,135)	(13,580)	(5,077)	(1,334)	(13,172)	(3,243)
<b>Financing cash flow</b>	2,116	(6,846)	(15,259)	(15,007)	(2,964)	4,788	(1,203)	(2,457)	(3,758)	(6,164)	2,767
<b>Cash and cash equivalents at end of the period</b>	41,116	48,107	50,972	42,297	49,152	61,458	58,671	77,879	73,820	74,477	88,759
<b>R&amp;D expenses</b>	4,487	4,626	4,054	3,836	4,104	4,292	4,237	4,369	4,506	4,708	4,586
<b>Capital investment</b>	26,722	8,256	5,570	5,242	7,992	14,010	9,502	6,436	9,945	10,585	12,592
<b>Depreciation</b>	20,003	19,252	16,061	12,950	11,008	10,669	7,858	4,097	4,424	5,733	6,040
<b>Earnings per share (Yen)</b>	44.54	33.93	22.33	14.92	(14.39)	(45.32)	(67.61) <sup>1</sup>	145.77	271.69	126.66	93.76
<b>Dividend per share (Yen)</b>	12.0	10.0	10.0	5.0	4.0	5.0	15.0 <sup>2</sup>	37.5	55.0	45.0	35.0
<b>Consolidated dividend payout ratio (%)</b>	26.9	29.5	44.8	33.5	—	—	—	25.7	20.2	35.5	37.3
<b>Operating income ratio (%)</b>	13.4	10.8	7.6	4.7	3.9	6.5	5.8	9.7	11.0	8.6	5.2
<b>ROE (%)</b>	14.4	10.2	6.3	4.1	(3.9)	(13.5)	(4.6)	9.6	16.3	7.2	5.1
<b>ROA (%)</b>	5.0	3.8	2.6	1.9	(1.7)	(5.4)	(1.7)	3.7	6.6	3.1	2.2

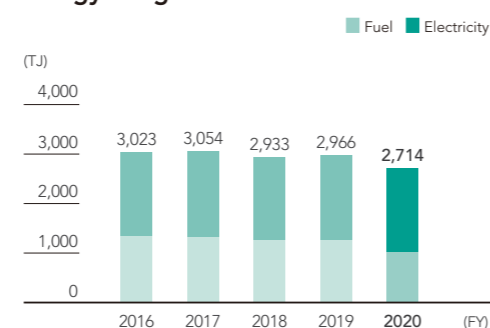
1. The Company conducted a 1-for-5 reverse common stock split effective October 1, 2016. Earnings per share for fiscal 2016 is calculated on the assumption that the reverse stock split occurred at start of the fiscal year.  
 2. The Company conducted a 1-for-5 reverse common stock split effective October 1, 2016. Dividend per share for fiscal 2016 in the table above is the total of the interim dividend of ¥2.5 and the year-end dividend of ¥12.5. Taking into consideration the effects of the reverse stock split, the interim dividend would have been ¥12.5, resulting in a total annual dividend per share of ¥25.

## Key Non-Financial Data

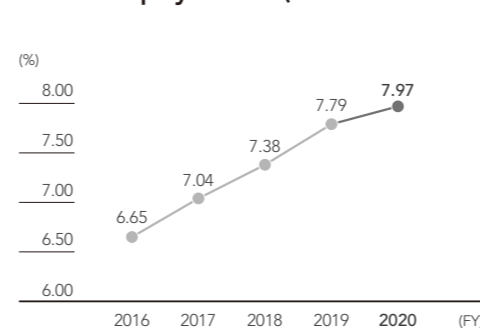
### CO<sub>2</sub> Emissions



### Energy Usage

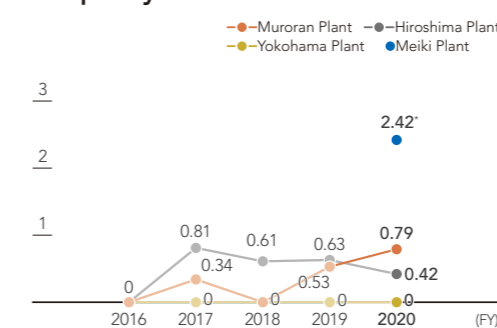


### Female Employee Ratio (Non-Consolidated)



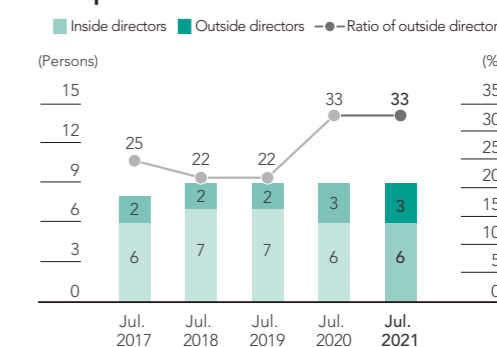
Note: Including employees seconded away from the Company; not including employees seconded to the Company.

### Frequency Rate of Accidents



\* Meiki Plant merged into The Japan Steel Works, Ltd. in fiscal 2020. Frequency rate of accidents at the Meiki Plant in fiscal 2020 due to the occurrence of multiple lost-worktime accidents.

### Composition of the Board of Directors



## Corporate Data (As of March 31, 2021)

### Company Information

<b>Company Name</b>	The Japan Steel Works, Ltd.
<b>Founded</b>	November 1, 1907
<b>Incorporated</b>	December 11, 1950
<b>Head Office</b>	Gate City Ohsaki-West Tower, 11-1, Osaki 1-chome, Shinagawa-ku, Tokyo 141-0032, Japan
<b>Representative Director &amp; President</b>	Naotaka Miyauchi
<b>Share Capital</b>	¥19,778 million <small>(As of July 20, 2021)</small>
<b>Number of Employees</b>	5,442 (consolidated) 1,846 (non-consolidated)

### Main Group Companies (As of October 1, 2021)

#### Domestic

##### (Consolidated subsidiaries)

Nikko-YPK Shoji Co., Ltd.  
24F, Gate City Ohsaki-West Tower, 11-1, Osaki 1-chome, Shinagawa-ku, Tokyo 141-0032, Japan  
Phone: +81-3-5745-2131

Nikko Kosan Co., Ltd.  
23F, Gate City Ohsaki-West Tower, 11-1, Osaki 1-chome, Shinagawa-ku, Tokyo 141-0032, Japan  
Phone: +81-3-5745-2130

Nippla Inc.  
6-1, Funakoshi-Minami 1-chome, Aki-ku, Hiroshima-shi, Hiroshima 736-0082, Japan  
Phone: +81-82-847-5100

Sun-Tectro, Ltd.  
6-1, Funakoshi-Minami 1-chome, Aki-ku, Hiroshima-shi, Hiroshima 736-0082, Japan  
Phone: +81-82-824-3881

Nikko Sekkei Co., Ltd.  
6-1, Funakoshi-Minami 1-chome, Aki-ku, Hiroshima-shi, Hiroshima 736-0082, Japan  
Phone: +81-82-822-7653

MG Precision Co., Ltd.  
6-1, Funakoshi-Minami 1-chome, Aki-ku, Hiroshima-shi, Hiroshima 736-0082, Japan  
Phone: +81-82-822-1305

Just Co., Ltd.  
2-1, Horikoshi 3-chome, Minami-ku, Hiroshima-shi, Hiroshima 734-0052, Japan  
Phone: +81-82-820-0123

Nikko Techno Co., Ltd.  
6-1, Funakoshi-Minami 1-chome, Aki-ku, Hiroshima-shi, Hiroshima 736-0082, Japan  
Phone: +81-82-822-3232

Japan Steel Works M&E, Inc.  
4, Chatsucho, Muroran-shi, Hokkaido 051-8505, Japan  
Phone: +81-143-22-0143

Nikko Unyu Co., Ltd.  
4-1, Chatsucho, Muroran-shi, Hokkaido 051-8505, Japan  
Phone: +81-143-22-7923

Nikko Truck Co., Ltd.  
4-1, Chatsucho, Muroran-shi, Hokkaido 051-8505, Japan  
Phone: +81-143-22-7923

Nikkou Muroran Service Co., Ltd.  
4, Chatsucho, Muroran-shi, Hokkaido 051-8505, Japan  
Phone: +81-143-24-2553

Muroran Environmental Plant Service, Ltd.  
3F, JESCO, 14-7, Nakamachi, Muroran-shi, Hokkaido 050-0087, Japan  
Phone: +81-143-22-0005

Fine Crystal Co., Ltd.  
9-1, Chatsucho, Muroran-shi, Hokkaido 051-8505, Japan  
Phone: +81-143-22-7401

Muroran Copper Alloy, Co., Ltd.  
9-1, Chatsucho, Muroran-shi, Hokkaido 051-0006, Japan  
Phone: +81-143-22-0690

JSW Aktina System Co., Ltd.  
2-1, Fukuura 2-chome, Kanazawa-ku, Yokohama-shi, Kanagawa 236-0004, Japan  
Phone: +81-45-787-8462

Nikko Kouki Co., Ltd.  
2-1, Fukuura 2-chome, Kanazawa-ku, Yokohama-shi, Kanagawa 236-0004, Japan  
Phone: +81-45-701-7841

Nikko Tokki Co., Ltd.  
2908 Shinjuku Mitsui Building, 1-1, Nishishinjuku 2-chome, Shinjuku-ku, Tokyo 163-0429, Japan  
Phone: +81-3-5326-8672

Tahara Machinery Ltd.  
2-1, Kagurominami, Inzai-shi, Chiba 270-1369, Japan  
Phone: +81-476-21-1991

GM Engineering Co., Ltd.  
Shin-Yokohama No.1 Building, 14-27, Shinyokohama 2-chome, Kohoku-ku, Yokohama-shi, Kanagawa 222-0033, Japan  
Phone: +81-45-472-6819

JSW AFTY Corporation  
35-2, Hyoe 2-chome, Hachioji-shi, Tokyo 192-0918, Japan  
Phone: +81-42-632-8840

##### (Non-consolidated subsidiary)

Fine Crystal Iwaki Co., Ltd.  
2-6, Chubukogyodanchi, Iwaki-shi, Fukushima 972-8338, Japan  
Phone: +81-246-68-6858

#### Overseas

##### (Consolidated subsidiaries)

SM Platek Co., Ltd.  
687-2, Seonggok-dong, Ansan-si, Kyeonggi-do, South Korea  
Phone: +82-31-488-3401

Japan Steel Works America, Inc.  
1251 Avenue of the Americas, Suite 2390, New York, NY 10020, U.S.A.  
Phone: +1-212-490-2630

The Japan Steel Works (Singapore) Pte. Ltd.  
17 Gul Lane, Singapore 629413  
Phone: +65-6861-4511

JSW Electromechanical Trading (Shanghai) Co., Ltd.  
304, Metro Plaza, 555 Loushanguan Road, Changning District, Shanghai, China  
Phone: +86-021-5206-7031

##### (Non-consolidated subsidiaries)

Japan Steel Works Europe GmbH  
Friedrichstr. 19, 40217 Düsseldorf, Germany  
Phone: +49-211-3116660

Japan Steel Works India Private Limited  
611 Time Tower, MG Road, Sector 28, Gurgaon, Haryana 122002, India  
Phone: +91-124-469-4444

## Stock Information (As of March 31, 2021)

### Stock Status

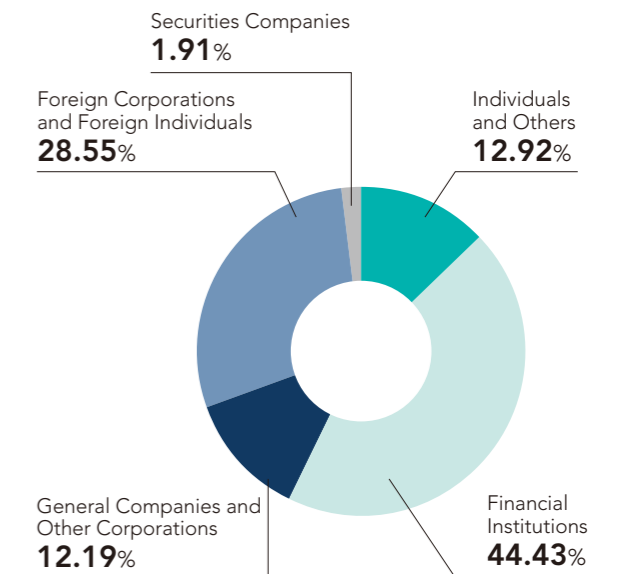
<b>Authorized Shares</b>	<b>200,000,000 shares</b>
<b>Issued and Outstanding Shares</b>	<b>74,359,182 shares</b>
<b>Shareholders</b>	<b>18,978</b>

### Major Shareholders

	Shares Held	Shareholding Ratio
The Master Trust Bank of Japan, Ltd. (Trust Account)	9,619,700	13.08
Japan Trustee Services Bank, Ltd. (Trust Account)	6,432,500	8.75
TAIJU LIFE INSURANCE COMPANY	2,827,600	3.84
Sumitomo Mitsui Banking Corp.	2,200,032	2.99
BBH FOR MATTHEWS ASIA DIVIDEND FUND	2,074,900	2.82
Sumitomo Mitsui Trust Bank, Ltd.	1,630,400	2.22
Mitsui Sumitomo Insurance Co., Ltd.	1,564,800	2.13
SSBTC CLIENT OMNIBUS ACCOUNT	1,134,872	1.54
Mitsubishi Heavy Industries, Ltd.	1,006,200	1.37
JPMBL RE UBS AG LONDON BRANCH COLL EQUITY	961,297	1.31

Note: Shareholding ratios are calculated after deducting 803,655 treasury shares from the total number of shares issued.

### Classification of Shareholders by Percentage of Shares Held



### Stock Price and Trading Volume



Note: The Company conducted a 1-for-5 reverse common stock split and changed the number of shares per stock unit from 1,000 shares to 100 shares, effective October 1, 2016. All stock prices and trading volumes in the graph above are shown taking into consideration the effects of the reverse stock split.